

FIRECLAY TILE

2020 Residential Price Guide

LAST UPDATED: 08-24-20

FIELD TILE

PRICE	SIZE ADD-ONS		COLOR ADD-ONS				
	2X4, 3X3	MORE THAN 10"	ENGOBE	PATINE	COSTLY GLAZE PREMIUM	DCOF/CUSTOM COLOR PREMIUM	GRIT PREMIUM
\$ 29.00/SF	\$ 0	\$ 0	\$ 0	Add 30%	\$ 0	\$ 0	\$ 4.00/SF

Minimum Quantity: 25 SF (\$150 Small Batch Fee if under 25 SF; limit 3 colors), \$150 set up for each additional set of 3 colors under 25 SF
See Manager for any additional discounts.

PRODUCT INFORMATION

Clay Body: Recycled

RESOURCES

- [Tile Spec Sheet](#)
- [Tile Installation Guide](#)
- [LEED Credit](#)
- [HPD - Recycled Body](#)
- [Care & Maintenance Guide](#)

OTHER OPTIONS/FEES

- Custom Colors:** Requires 250 SF minimum
- Rush Fee:** Inquire with Design Consultant for pricing and availability
- Attic Stock:** 10–15% overage recommended
- Sheeting:** \$5/SF (3x3, 2x4) - Volume discounts available

TRIM

Refer to Trim section on page 6

SIZES

- Sizes are not modular

FIELD TILE	SIZE (sizes are nominal)	PIECES/SF (calculated using 3/16" grout spacing)
	3 x 3	16
	4 x 4	8
	6 x 6	4
	8 x 8	2.25
	12 x 12	0.94
	2 x 4	17
	2 x 6	11.5
	3 x 6	8
	2 x 8	8
	4 x 8	4
	3 x 9	5.33
	3 x 12	4
	6 x 12	2

TILE SHAPES

PRICE	SIZE ADD-ONS		COLOR ADD-ONS				
	2X4, 3X3	MORE THAN 10"	ENGOBE	PATINE	COSTLY GLAZE PREMIUM	DCOF/CUSTOM COLOR PREMIUM	GRIT PREMIUM
\$ 36.00/SF	\$ 0	\$ 0	\$ 0	Add 30%	\$ 0	\$ 0	\$ 4.00/SF

Minimum Quantity: 25 SF (\$150 Small Batch Fee if under 25 SF; limit 3 colors), \$150 set up for each additional set of 3 colors under 25 SF
See Manager for any additional discounts

PRODUCT INFORMATION

Clay Body: Recycled

RESOURCES

- [Tile Spec Sheet](#)
- [Tile Installation Guide](#)
- [LEED Credit](#)
- [HPD - Recycled Body](#)
- [Care & Maintenance Guide](#)


OTHER OPTIONS/FEEES

- Custom Colors:** Requires 250 SF minimum
- Rush Fee:** Inquire with Design Consultant for pricing and availability
- Attic Stock:** 15–20% overage recommended
- Sheeting:** \$5/SF (3" Hexagon, 3" Triangle)

TRIM

- Refer to Trim section on page 6
- Edge glazing not available for shapes**

PATTERNS (Note: these are not sold sheeted)



SHAPES/SIZES

- Sizes are not modular

SHAPE	SIZE (sizes are nominal)	PIECES/SF (calculated using 3/16" grout spacing)
	3" Hexagon	18
	4" Hexagon	12
	6" Hexagon	4.75
	8" Hexagon	2.6
	12" Hexagon	1.1
	3" Right Triangle	31
	4" Right Triangle	16
	6" Right Triangle	7.5
	Ogee	6.5
	Ogee Drop	9
	Picket	5.5
	Wave	6
	Paseo	8.5
	Kite	7
	Hexite	6.5
	Scalene - Left	9.7
	Scalene - Right	9.7
	Elongated Diamond	9
	Mini Star & Cross	8
	Star & Cross	4.5

FOUNDATIONS

RETAIL	COLOR ADD-ONS	
	COSTLY GLAZE PREMIUM	GRIT PREMIUM
\$ 15.00/SF	\$ 0	\$ 4.00/SF

Minimum Quantity: 25 SF (\$150 Small Batch Fee if under 25 SF; limit 3 colors), \$150 set up for each additional set of 3 colors under 25 SF

See Manager for any additional discounts

PRODUCT INFORMATION

Clay Body: Recycled

Colors: Foundations colors are available for purchase in other sizes at other quoted prices. Lead times and minimums correspond to those size requirements.

White Wash	Moonshine
Tusk	Nickel
Gardenia	French Linen
Oyster Shell	Shetland Wool

RESOURCES

[Tile Spec Sheet](#)

[Tile Installation Guide](#)

[LEED Credit](#)

[HPD - Recycled Body](#)

[Care & Maintenance Guide](#)

OTHER OPTIONS/FEES

Rush Fee: Inquire with Design Consultant for pricing and availability






Attic Stock: 10–15% overage recommended

TRIM

Refer to Trim section on page 6

SIZES

- Sizes are not modular

FOUNDATIONS	SIZE (sizes are nominal)	PIECES/SF (calculated using 3/16" grout spacing)
	4 x 4	8
	6 x 6	4
	2 x 6	11.5
	3 x 6	8
	4" Hexagon	12

QUICK SHIP

FOUNDATIONS (3X6 WHITE WASH & TUSK, 4" HEXAGON TUSK)	2X8 AND 3X6 FIELD	4" HEXAGON	BRICK	HANDPAINTED	
\$ 15.00/SF	\$ 29.00/SF	\$ 36.00/SF	\$ 18.00/SF	\$ 30.00/PC (Fallow)	\$35.00/PC (Kasbah Trellis)

Minimum Quantity: No Minimums; confirm stock availability for orders over 500 SF with Support before selling.

See Manager for any additional discounts.

PRODUCT INFORMATION

2x8 and 3x6 Field: Refer to Field Tile section on page 1

4" Hexagon: Refer to Tile Shapes section on page 2

Foundations: Refer to Foundations section on page 3

Brick: Refer to Brick section on page 8

Handpainted: Refer to Handpainted section on page 9

RESOURCES

[Tile Spec Sheet](#)

[Tile Installation Guide](#)

[LEED Credit](#)

[HPD - Recycled Body](#)

[Care & Maintenance Guide](#)

OTHER OPTIONS/FEES

Lead Time: Ships within 5 days from Fireclay

Set-up Fees: None

Color Matching: No

Attic Stock: 15% overage recommended






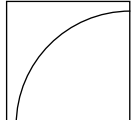
Rush: Please inquire with Sales Support if super rush is needed.

TRIM

- Refer to Trim section on page 5
- Trim does not qualify for Quick Ship

SIZES

- Sizes are not modular

QUICK SHIP PRODUCT	SIZE (sizes are nominal)	COLORS (* denotes Foundations)	PIECES/SF (calculated using 3/16" grout spacing)
	2 x 8	Basalt	8
		Calcite	
		Flagstone	
		Hunter Green	
		Nautical	
		Salton Sea	
		Tusk	
	3x6	White Wash	8
		Flagstone	
		Salton Sea	
		Tusk*	
	4" Hexagon	White Wash*	12
		Basalt	
		Calcite	
		Hunter Green	
	Brick - Standard Flat	Tusk*	6
		Black Hills	
		Columbia Plateau	
		Lewis Range	
	Handpainted - Kasbah Trellis (8x8)	White Mountains	2.25
		Neutral Motif	
	Handpainted - Fallow (8x8)	Cool Motif	2.25

NON-SLIP TILE

TILE SIZE	RETAIL PRICE
Field Tile	\$ 32.00/SF
Tile Shapes	\$ 39.00/SF
Mosaics	\$ 49.00/SF
Runway	\$ 54.00/SF

Minimum Quantity: 60 SF

See Manager for any additional discounts

PRODUCT INFORMATION

Clay Body: Recycled

Note: 1x1 not available in Non-Slip

RESOURCES

[Non-Slip Tile Spec Sheet](#)

[Tile Installation Guide](#)

[LEED Credit](#)

[HPD - Recycled Body](#)

[Care & Maintenance Guide](#)

OTHER OPTIONS/FEES

Custom Colors: Requires 250 SF minimum

Rush Fee: Inquire with Design Consultant for pricing and availability

Attic Stock: 15% overage recommended

TRIM

Matching trim is not offered due to the glaze application process. We can suggest coordinating trim of the standard matte color equivalent. Keep in mind this will not be an exact match.

COLORS

COLOR	COLOR VARIATION	STANDARD MATTE FINISH	CRACKLE	ACID SENSITIVE	
Neutrals	Capitol	1	Daisy	No	No
	Limestone	1	Dolomite	No	No
	Concrete	1	Gypsum	No	No
	Pigeon	1	Sandstone	No	No
	Skyscraper	1	Pyrite	No	No
	Cobblestone	1	Iron Ore	No	No
	Steel	1	Magnetite	No	No
Colors	Underground	1	Basalt	No	No
	Taxi	1	Sunflower	No	No
	City Lights	1	Sorbet	No	No
	Street Car	1	Vintage Leather	No	No
	Wharf	1	Blue Velvet	No	No
	Lady Liberty	1	Sea Glass	No	No
	Fountain	1	Morning Thaw	No	No
	Marina	1	Peacock	No	No
	Arboretum	1	Hunter Green	No	No

SIZES

FIELD TILE (NOMINAL SIZE)	PIECES/SF (calculated using 3/16" grout spacing)
2 x 4	17
2 x 6	11.5
2 x 8	8
3 x 3	16
3 x 6	8
3 x 9	5.33
3 x 12	4
4 x 4	8
4 x 8	4.5
6 x 6	4
6 x 12	2
8 x 8	2.25
12 x 12	1
TILE SHAPES (NOMINAL SIZE)	PIECES/SF (calculated using 3/16" grout spacing)
3" Hexagon	18
4" Hexagon	12
6" Hexagon	4.75
8" Hexagon	2.6
12" Hexagon	1.1
Elongated Diamond	9
3" Triangle	31
4" Triangle	16
6" Triangle	7.5
Hexite	6.5
Star & Cross	4.5
Mini Star & Cross	8
Kite	7
Ogee	6.5
Ogee Drop	9
Paseo	8.5
Wave	6
Picket	5.5
Scalene Triangle - Left or Right	9.7
Chaine Femme	19
Chaine Homme	13
Cravate	9

HANDPAINTED NON-SLIP (METROPOLITAN)

The Metropolitan Collection is available in eight standard patterns and three Non-Slip standard colorways.

Pricing: Refer to Handpainted pricing on page 8

Minimum Quantity: 25 PCS (\$150 small batch fee if under 25 pieces)

Attic Stock: 10–15% overage recommended

SIZE	PATTERN	STANDARD COLORWAYS (NON-SLIP GLAZES)	PIECES/SF
8x8	Denver	Yellow Black Gray	2.25
	Seattle		
	Arlington		
	Los Angeles		
6x12	Austin	Yellow Black Gray	2
	Chicago		
	New York		
	Charleston		

HANDPAINTED TRIM

- \$5 per glazed edge on top of per piece pricing
- 2 glazed edges max

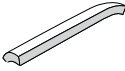
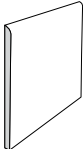



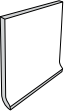

TILE TRIM

RESOURCES



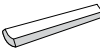

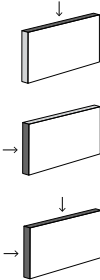



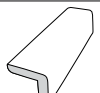
[Guide to Tile Trim](#)

OTHER OPTIONS/FEES

- All additional fees apply for Premiums

TRIM	SIZE/OPTIONS	PRICE			
		RECYCLED	ENGOBE	PATINE	
	Beak	5-1/2"	\$ 16.50/PC	\$ 16.50/PC	\$ 21.50/PC
	Bullnose	1 x 4 (long)	N/A	N/A	N/A
		1 x 4 (short)	N/A	N/A	N/A
		1 x 6 (long)	N/A	N/A	N/A
		1 x 6 (short)	N/A	N/A	N/A
		2 x 2	48.00/LF	48.00/LF	72.00/LF
		2 x 4 (long)	21.00/LF	21.00/LF	33.00/LF
		2 x 4 (short)	42.00/LF	42.00/LF	66.00/LF
		2 x 6 (long)	16.00/LF	16.00/LF	22.00/LF
		2 x 6 (short)	48.00/LF	48.00/LF	66.00/LF
		2 x 8 (long)	12.00/LF	12.00/LF	16.00/LF
		2 x 8 (short)	48.00/LF	48.00/LF	66.00/LF
		3 x 3	28.00/LF	28.00/LF	44.00/LF
		3 x 6 (long)	16.00/LF	16.00/LF	22.00/LF
		3 x 6 (short)	32.00/LF	32.00/LF	44.00/LF
		3 x 9 (long)	11.00/LF	11.00/LF	15.00/LF
		3 x 9 (short)	32.00/LF	32.00/LF	44.00/LF
		3 x 12 (long)	15.00/LF	15.00/LF	15.00/LF
		3 x 12 (short)	32.00/LF	32.00/LF	44.00/LF
		4 x 4	24.00/LF	24.00/LF	33.00/LF
		4 x 8 (long)	12.00/LF	12.00/LF	16.00/LF
4 x 8 (short)	24.00/LF	24.00/LF	33.00/LF		
6 x 6	16.00/LF	16.00/LF	22.00/LF		
6 x 12 (long)	15.00/LF	15.00/LF	20.00/LF		
6 x 12 (short)	30.00/LF	30.00/LF	36.00/LF		
8 x 8	12.00/LF	12.00/LF	16.00/LF		
12 x 12	40.00/LF	40.00/LF	45.00/LF		
	Bullnose Corner (left or right)	1 x 6	N/A	N/A	N/A
		2 x 2	12.00/PC	12.00/PC	16.00/PC
		2 x 4	10.00/PC	10.00/PC	13.00/PC
		2 x 6	10.00/PC	10.00/PC	13.00/PC
		2 x 8	10.00/PC	10.00/PC	13.00/PC
		3 x 12	20.00/PC	20.00/PC	25.00/PC
		3 x 3	10.00/PC	10.00/PC	13.00/PC
		3 x 6	10.00/PC	10.00/PC	13.00/PC
		3 x 9	10.00/PC	10.00/PC	13.00/PC
		4 x 4	10.00/PC	10.00/PC	13.00/PC
		4 x 8	10.00/PC	10.00/PC	13.00/PC
		6 x 6	10.00/PC	10.00/PC	13.00/PC
		6 x 12	20.00/PC	20.00/PC	25.00/PC
		8 x 8	10.00/PC	10.00/PC	13.00/PC
12 x 12	45.00/PC	45.00/PC	50.00/PC		
	Bullnose-Radius	2-1/2 x 6	\$ 10.50/PC	\$ 10.50/PC	\$ 13.50/PC
		4 x 4	12.50/PC	12.50/PC	15.50/PC
		4 x 6	14.50/PC	14.50/PC	17.50/PC
		6 x 6	16.50/PC	16.50/PC	21.50/PC
	Bullnose-Double Radius	2-1/2 x 6	\$ 21.00/PC	\$ 21.00/PC	\$ 28.00/PC
		4 x 4	\$ 13.80/PC	\$ 13.80/PC	\$ 17.94/PC
		4 x 6	13.80/PC	13.80/PC	17.94/PC
	Cove Base (straight top or round top)	6 x 6	13.80/PC	\$13.80/PC	\$17.94/PC
		4 x 4	\$ 10.35/PC	\$ 10.35/PC	\$ 14.61/PC
		6 x 6	13.80/PC	13.80/PC	17.94/PC
	Sanitary Cove Base (straight top or round top)	4 x 4	\$ 10.35/PC	\$ 10.35/PC	\$ 14.61/PC
		6 x 6	13.80/PC	13.80/PC	17.94/PC

TILE TRIM (CONTINUED)

TRIM	SIZE/OPTIONS	PRICE			
		RECYCLED	ENGOBE	PATINE	
	Cove Inside Corner (straight top or round top)	4"	\$ 14.50/PC	\$ 14.50/PC	\$ 17.50/PC
		6"	16.50/PC	16.50/PC	21.50/PC
	Cove Outside Corner (straight top or round top)	4"	\$ 14.50/PC	\$ 14.50/PC	\$ 17.50/PC
		6"	16.50/PC	16.50/PC	21.50/PC
	Finger Cove	4"	\$ 14.50/PC	\$ 14.50/PC	\$ 17.50/PC
		6"	16.50/PC	16.50/PC	21.50 /PC
	Flat Liner	6"	\$ 12.00/LF	\$ 12.00/LF	\$ 16.00/LF
 <p>Glazed Edge (long edge, short edge, and corner)</p>	1 x 4 (long)	\$ 24.00/LF	\$ 30.00/LF	\$ N/A	
	1 x 4 (short)	96.00/LF	120.00/LF	N/A	
	1 x 4 (corner)	12.00/PC	12.00/PC	N/A	
	1 x 6 (long)	16.00/LF	16.00/LF	N/A	
	1 x 6 (short)	96.00/LF	96.00 /LF	N/A	
	1 x 6 (corner)	12.00/PC	12.00/PC	N/A	
	2 x 2	48.00/LF	48.00/LF	72.00/LF	
	2 x 2 (corner)	12.00/PC	12.00/PC	16.00/PC	
	2 x 4 (long)	21.00/LF	21.00/LF	30.00/LF	
	2 x 4 (short)	42.00/LF	42.00/LF	60.00/LF	
	2 x 4 (corner)	10.00/PC	10.00/PC	13.00/PC	
	2 x 6 (long)	16.00/LF	16.00/LF	20.00/LF	
	2 x 6 (short)	48.00/LF	48.00/LF	60.00/LF	
	2 x 6 (corner)	10.00/PC	10.00/PC	13.00/PC	
	2 x 8 (long)	12.00/LF	12.00/LF	15.00/LF	
	2 x 8 (short)	48.00/LF	48.00/LF	60.00/LF	
	2 x 8 (corner)	10.00/PC	10.00/PC	13.00 /PC	
	3 x 3	28.00/LF	28.00/LF	44.00/LF	
	3 x 3 (corner)	10.00/PC	10.00/PC	13.00/PC	
	3 x 6 (long)	16.00 /LF	16.00/LF	20.00/LF	
	3 x 6 (short)	32.00/LF	32.00/LF	40.00/LF	
	3 x 6 (corner)	10.00/PC	10.00/PC	13.00/PC	
	3 x 9 (long)	10.64/LF	10.64/LF	13.30/LF	
	3 x 9 (short)	32.00/LF	32.00/LF	40.00/LF	
	3 x 9 (corner)	10.00/PC	10.00/PC	13.00/PC	
	3 x 12 (long)	15.00/LF	15.00/LF	20.00/LF	
	3 x 12 (short)	32.00/LF	32.00/LF	40.00/LF	
	3 x 12 (corner)	20.00/PC	20.00/PC	25.00/PC	
	4 x 4	24.00/LF	24.00/LF	33.00/LF	
	4 x 4 (corner)	10.00/PC	10.00/PC	13.00/PC	
	4 x 8 (long)	12.00/LF	12.00/LF	15.00/LF	
	4 x 8 (short)	24.00/LF	24.00/LF	30.00/LF	
4 x 8 (corner)	10.00/PC	10.00/PC	13.00 /PC		
6 x 6	16.00/LF	16.00/LF	22.00/LF		
6 x 6 (corner)	10.00/PC	10.00/PC	13.00/PC		
6 x 12 (long)	15.00/LF	15.00/LF	20.00/LF		
6 x 12 (short)	30.00/LF	30.00/LF	35.00/LF		
6 x 12 (corner)	20.00/PC	20.00/PC	25.00/PC		
8 x 8	12.00/LF	12.00/LF	16.00/LF		
8 x 8 (corner)	10.00/PC	10.00/PC	14.00/PC		
12 x 12	40.00/LF	40.00/LF	45.00/LF		
12 x 12 (corner)	45.00/PC	45.00/PC	50.00/PC		
	Quarter Round	6"	\$ 12.50/LF	\$ 12.50/LF	\$ 15.50/LF
	Round Liner	5/8 x 6	\$ 20.00/LF	\$ 20.00/LF	\$ 23.50/LF
		3/4 x 6	20.00/LF	20.00/LF	23.50/LF
		1 x 6	14.50/LF	14.50/LF	17.50/LF
	Half Round	1-1/2 x 6	\$ 17.25/LF	\$ 17.25/LF	\$ 22.25/LF
	Square Cap	1-1/2 x 6	\$ 20.00/PC	\$ 20.00/PC	\$ 23.50/PC
	Square Cap Corner		25.00/PC	25.00/PC	30.00/PC

BRICK

PRICE	COLOR ADD-ONS					SIZE ADD-ONS
	ENGOBE	COSTLY GLAZE PREMIUM	CUSTOM COLOR PREMIUM	DOUBLE GLAZE	GRIT PREMIUM	OTHER SIZE PREMIUM
\$ 18.00/SF	\$ 0	\$ 0	\$ 0	\$ 0	\$ 4.00/SF	+cost material x 1.75

Minimum Quantity: 25 SF (\$150 Small Batch Fee if under 25 SF; limit 3 colors), \$150 set up for each additional set of 3 colors under 25 SF
See Manager for any additional discounts

RESOURCES

- [Brick Spec Sheet](#)
- [Brick Installation Guide](#)
- [HPD - Brick](#)
- [LEED Credit](#)
- [Care & Maintenance Guide](#)

OTHER OPTIONS/FEES

Custom Colors: Requires 250 SF minimum

Rush Fee: Inquire with Design Consultant for pricing and availability

Attic Stock:


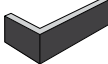
- 3/16" grout line (min. recommended) - order 20% overage
- 1/4" grout line - order 16% overage
- 3/8" grout line - order 10% overage

*Non-Slip glazes and Grit are not available on Brick. Brick is not recommended for flooring application in a commercial setting.

**Only ceramic glazes for RHK can be applied to Brick.

SIZES & TRIM

- All additional fees apply for Premiums

BRICK SIZE		BRICK (APPROX. SIZE)	PIECES/SF (calculated using 3/8" grout spacing)
	Standard Flat	8" L x 2-1/2" W x 1/2" T	6
	Standard Corner	8" L x 2-1/2" W x 1/2" T with a 3-9/16" return	—

BRICK TRIM		PIECES/SF (calculated using 3/8" grout spacing)	PRICE
Standard Glazed Edge	Short Side	4.8	\$35/LF
	Long Side	1.5	\$12/LF
	Flat Corner		\$8/PC
Standard Corner			\$14/PC

MUDDOX BRICK NAME	MCNEAR BRICK NAME	COLOR VARIATION	FINISH	CRAZING	COSTLY GLAZE PREMIUM?
Absaroka	Andromeda	4	Gloss w/Engobe	Moderate	
Adirondack	Rust	2	Gloss	Light	
Aleutian	Abyss	2	Gloss	Light	
Allegheny	Harbor	4	Satin	Light	
Appalachian	Supernova	4	Gloss w/Engobe	Moderate	
Beartooth	Mercury	2	Gloss w/Engobe	Moderate	
Big Horn	Silk	3	Gloss	Light	
Bitterroot	Inkwell	1	Gloss	Light	
Black Hills	Graphite	2	Matte	Light	
Blue Ridge	Vintage Blue	3	Satin	Light	
Bitterroot	Inkwell	1	Gloss	Light	
Brooks	Grey Heron	3	Gloss	Light	
Cascade	Northwoods	1	Gloss	Light	
Catskill	Scarlet	2	Gloss	Light	Yes
Columbia Plateau	Mars	3	Gloss w/Engobe	Moderate	
Elk	Luna	2	Gloss w/Engobe	Moderate	
Front Range	Meteorite	2	Gloss w/Engobe	Moderate	
Great Plains	Creme Brulee	3	Gloss	Light	
Great Smoky	Blue Nebula	2	Gloss w/Engobe	Moderate	
Green Mountains	Moss	2	Gloss	Light	
Klamath	Glacier	3	Gloss	Light	
Lewis Range	Snow	2	Gloss	Light	
Olympic	Ceres	4	Gloss w/Engobe	Moderate	
Ozark	Parakeet	3	Satin	Light	
Rocky Mountains	Alcatraz	2	Satin	Light	
San Gabriel	Willow	2	Satin	Light	
Sierra Nevada	Stardust	3	Gloss w/Engobe	Moderate	
White Mountains	Cotton	3	Matte	Light	
Wind River	Fog City	2	Satin	Light	

HANDPAINTED

SIZE	PIECES/SF	PRICE PER PIECE (price determined by size and complexity of design)			CUSTOM COLORWAY
		LEVEL 1	LEVEL 2	LEVEL 3	
4x4	8	\$15.00	\$20.00	\$25.00	Add \$5.00/PC
6x6	4	\$22.50	\$25.00	\$30.00	Add \$5.00/PC
8x8	2.25	\$30.00	\$35.00	\$45.00	Add \$5.00/PC
6x12	2	\$32.50 \$30.00 (Metropolitan only)	\$37.50	\$47.50	Add \$5.00/PC

HANDPAINTED DESIGN LEVELS

TILE SIZE	LEVEL 1		LEVEL 2		LEVEL 3	
6x6	Alameda		Avila Barcelona Braga Cordoba Lugo Morris Old California #2 Old California #3	Old California #5 Old California #6 Old California #8 Old California #10 Spanish Cross Vigo Vitoria	Almeria Madrid Moorish Knot Old California #1 Old California #4 Old California #7 Old California #9	San Sebastian Santiago Sanxenxo Seville
8x8	Arable Fallow Grange Grove Harvest Maze Pivot Aerial	Denver Seattle Arlington Los Angeles	Diamond Lattice Dolce Ensenito Ginkgo Interlaced Birds Interlaced Leaves Jardin Fretwork Jerez Kasbah Trellis Liva C	Malta Old Cairo Padma Palmera Persian Star San Carlos Sensu Sintra Tarragona Tortoise Shell	Barella Cypress Dragonflies Elephant Star Grandola Murietta	Snow Flower Starburst Stream Valencia Winter Mountain Zuma
6x12	Mazagan Austin Chicago	New York Charleston	Diamond Contour Isosceles Marrakech Lace	Ripple Uni Mountain River Rock	Kabuki Sphere Woven Grass	

PRODUCT INFORMATION

Body: Recycled

Finish: Not available in Engobe or Patine finishes

OTHER OPTIONS/FEES

Minimum Quantity: 25 PCS (\$150 Small Batch Fee if under 25 pieces)

Custom Colorway: Add \$5/PC

Custom Design:

- \$500 set-up fee is applied when order is purchased (includes two samples)
- Custom orders priced at custom price; requires 250 piece minimum.

Rush Fee: Inquire with Design Consultant for pricing and availability

Attic Stock: 10–15% overage recommended

Murals: Not available at this time

TRIM

- \$5 per glazed edge on top of per piece pricing
- 2 glazed edges max

HANDPAINTED FAQ

Below you will find a set of FAQs for placing Handpainted orders:

1. Are there set-up fees for Handpainted tiles?

Yes, there is a \$150 Small Batch Fee for any order under 25 pieces, whether it is standard or custom.

2. What is considered standard custom vs. non-standard custom?

A. Standard Custom = a current Fireclay pattern with a custom colorway & dryline combo.

B. Non-Standard Custom = a custom pattern in a custom colorway. In other words, something we don't have existing artwork for, or something we do have existing artwork for but at a different size than our standard offering.

3. What are the options for ordering standard custom Handpainted tile?

Using our online Color-It! tool, you may choose an existing pattern with white, medium gray, or black dryline and up to 6 glazes from the "Recycled" glaze offering. This excludes any engobe glazes.

4. What are the options for ordering non-standard custom Handpainted tile?

A. We require you to submit artwork or pattern reference material.

B. Artwork will be printed on tile sized for standard handpainted collections - 4x4, 6x6, 8x8, 6x12, or other custom size—you must specify the size.

C. We ask for the \$500 set-up fee before any custom work begins.

5. What is included with the non-standard custom set up fee?

A. Artwork production

B. Screen development

C. 2 samples

6. What is a dryline?

Dryline is proprietary formula of oils, waxes and pigments used to "resist" glaze during the painting and firing process of tile which allows for the clearly "outlined" section of each color.

7. What are available dryline colors?

White, Medium Grey & Black. We do not offer custom dryline colors at this time.

8. What is the price?

A. For standard custom - use the standard price for that pattern +\$5

B. For non-standard custom - orders are priced on a project basis. Contact your sales rep or Design Consultant for pricing.

9. What is the sample charge?

A. Standard Custom = \$20/pc

B. Non - standard custom = samples are included as part of set-up fee

Note: Due to the nature of hand applied glazes we cannot guarantee that glaze colors will match across our field and Handpainted tiles.

ARCHITECTURAL MOLDINGS

PRODUCT INFORMATION

- Small: starting at \$17.25/Piece
- Medium: starting at \$23/Piece; caps start at \$38/Piece
- Large: starting at \$28.75/Piece

Commercial Price: 15% off retail (over 250 pieces – ASK)

Minimum Quantity: 25 Pieces (\$150 small batch fee if under 25 pieces)

Clay Body: Recycled

RESOURCES

[Architectural Moldings Brochure](#)

[Architectural Moldings Profile](#)

[Guide to Tile Trim](#)

OTHER OPTIONS/FEEES

















Patine: Add 30%

Rush Fee: Applied at checkout. Please inquire with Sales Support if super rush is needed.

Cap: \$15 per cap

Glazed Edge: \$6/edge

Stop End: \$20/piece

	NAME	PROFILE	SIZE	PRICE
SMALL	Ephesus		1 x 6	Starting at \$17.25/PC
	Fano		1-1/2 x 6	
	Paestum		1 x 6	
	Pozzo		1 x 6	
	Serilio		1-1/4 x 6	
	Sardis		1-1/4 x 6	
MEDIUM	Box Cap		2 x 6	Starting at \$23/PC
	Cori		2 3/4 x 6	Starting at \$23/PC
	Cori Cap		2 3/4 x 6	Starting at \$38/PC
	Marcellus		2 3/4 x 6	Starting at \$23/PC
	Marcellus Cap		2 3/4 x 6	Starting at \$38/PC
	Phigalia Cap		2-1/4 x 6	Starting at \$38/PC
	Polias		2-1/4 x 6	Starting at \$23/PC
	Polias Cap		2-1/4 x 6	Starting at \$38/PC
LARGE	Naxian (recycled only)		5 1/4 x 6	Starting at \$28.75/PC
	Vassae		4 1/2 x 6	Starting at \$28.75/PC

TILE MOSAICS

PRICE	1X1 SIZE PREMIUM	EACH ADDITIONAL COLOR PREMIUM	PATTERN PREMIUM	COLOR ADD-ONS		
				ENGOBE	COSTLY GLAZE PREMIUM	CUSTOM COLOR PREMIUM
\$ 45.00/SF	\$ 5.00/SF	\$ 4.00/Color/SF	\$ 4.00/SF	\$ 0	\$ 0	\$ 0

Minimum Quantity: 25 SF (\$150 Small Batch Fee if under 25 SF; limit 3 colors)

PRODUCT INFORMATION

Clay Body: Recycled

Note: Not available in Patine; Non-Slip not available in 1x1

Mosaics sold by the square feet, not sheet. Actual number of sheets may not match square footage.

Grit not available

RESOURCES

[Tile Spec Sheet](#)

[Tile Mosaic Installation Guide](#)

[LEED Credit](#)

[HPD - Recycled Body](#)

[Care & Maintenance Guide](#)

OTHER OPTIONS/FEEES

Custom Colors: Requires 250 SF minimum

Murals: Layouts requiring a specific pattern blend will be given custom pricing (minimum quantity of 100 SF).

Inquire with Design Consultant for pricing and availability

Attic Stock: 10–15% overage recommended

TRIM

Refer to Trim section on page 6


SIZES

- Sizes are not modular
- For sheet count conversion, see Tile Mosaic Conversion Guide below
- Can sheet 3x3, 2x4, 3" Hexagons, and 3" Triangles (refer to Field and Tile Shapes pages)

FIELD TILE	SIZE (sizes are nominal)	PIECES/SF (calculated using 1/8" grout spacing)
	1 x 1	135
	2 x 2	34
	1 x 4	33
	1 x 6	23
	2" Hexagon	46
	Small Diamond	27

$$\frac{(\text{Total SF} \times \text{Pieces per SF})}{\text{Pieces per Sheet}} = \text{Total Sheets for Order}$$

STANDARD LAYOUTS



PRODUCT NAME	BODY	SIZE (Sizes are nominal)	PATTERN	PCS/SHEET	PCS/SF	SHEETS/SF
Tile - Mosaic Sheeted (1 x 1)	Recycled	1 x 1	Straight Set	121	135	0.89
Tile - Mosaic Sheeted (1 x 1)	Recycled	1 x 1	1/2 Offset	121	135	0.89
Tile - Mosaic Sheeted (2 x 2)	Recycled	2 x 2	Straight Set	36	34	1.05
Tile - Mosaic Sheeted (1 x 4)	Recycled	1 x 4	Straight Set	36	33	1.09
Tile - Mosaic Sheeted (1 x 4)	Recycled	1 x 4	1/2 Offset	36	33	1.09
Tile - Mosaic Sheeted (1 x 4)	Recycled	1 x 4	1/3 Offset Staircase	36	33	1.09
Tile - Mosaic Sheeted (1 x 6)	Recycled	1 x 6	Straight Set	24	23	1.04
Tile - Mosaic Sheeted (1 x 6)	Recycled	1 x 6	1/2 Offset	24	23	1.04
Tile - Mosaic Sheeted (1 x 6)	Recycled	1 x 6	1/3 Offset Staircase	24	23	1.04
Tile - Mosaic Sheeted - Hexagon (2")	Recycled	2" Hexagon	Offset	48	46	1.04
Tile - Mosaic Sheeted - Small Diamond	Recycled	Diamond	Escher	27	27	1.00
Tile - Mosaic Sheeted - Small Diamond	Recycled	Diamond	On Point	25	27	0.92
Tile - Mosaic Sheeted - Small Diamond	Recycled	Diamond	Stitch	24	27	0.88
3" Hexagon	Recycled	3" Hexagon	Offset	20	18	1.11
3" Triangle	Recycled	3" Triangle	Straight Set	32	32	1.00
3" Triangle	Recycled	3" Triangle	Quadrant	32	32	1.00
3 x 3	Recycled	3 x 3	Straight Set	16	16	1.00
2 x 4	Recycled	2 x 4	Straight Set	18	17	1.05

RUNWAY COLLECTION

PRICE	COLOR ADD-ONS				
	ENGOBE	PATINE	COSTLY GLAZE PREMIUM	CUSTOM COLOR PREMIUM	GRIT PREMIUM
\$ 50.00/SF	\$ 0	Add 30%	\$ 0	N/A	\$ 4.00/SF

Minimum Quantity: 25 SF (\$150 Small Batch Fee if under 25 SF; limit 3 colors)

PRODUCT INFORMATION

Clay Body: Recycled

***No engobe for Chaine Femme**

RESOURCES

[Tile Spec Sheet](#)

[Tile Installation Guide](#)

[LEED Credit](#)

[HPD - Recycled Body](#)

[Care & Maintenance Guide](#)

OTHER OPTIONS/FEES

Custom Colors: Requires 250 SF minimum




Rush Fee: Inquire with Design Consultant for pricing and availability

Attic Stock: 15-20% overage recommended


TRIM

- Refer to Trim section on page 6
- **Edge glazing or Bullnose not available for Runway shapes**


SIZES

RUNWAY	SIZE	PIECES/SF (calculated using 3/16" grout spacing)
	Chaine Femme (no engobe)	19
	Chaine Homme	13
	Cravate	9


PATTERNS



Chaine Femme



Chaine Homme



Cravate

GLASS

TILE SIZE	RETAIL PRICE
Field Tile	\$ 35.00/SF
Mosaics	\$ 45.00/SF

Minimum Quantity: <25 SF is charged \$150 setup fee by color (not finish)

See Manager for any additional discounts

RESOURCES

- [Glass Tile Spec Sheet](#)
- [Glass Installation Guide](#)
- [Glass Sell Sheet](#)
- [Care & Maintenance Guide](#)

OTHER OPTIONS/FEES

Custom Colors: No

Rush Fee: Inquire with Sales Support for availability

Attic Stock: 15% overage recommended

Add-Ons: Possible but subject to minimum fees; no matching to control samples

TRIM







Schluter or the manufactured (it's soft and smooth) finished edge of the tile.







COLOR


COLOR	BODY	COLOR VARIATION	AVAILABLE FINISHES
Albatross	Glass	1	Gloss/Matte/Anti-slip
Barn Swallow	Glass	1	Gloss/Matte/Anti-slip
Blue Jay	Glass	1	Gloss/Matte/Anti-slip
Carolina Wren	Glass	1	Gloss/Matte/Anti-slip
Chickadee	Glass	1	Gloss/Matte/Anti-slip
Condor	Glass	1	Gloss/Matte/Anti-slip
Dove	Glass	1	Gloss/Matte/Anti-slip
Egret	Glass	1	Gloss/Matte/Anti-slip
Falcon	Glass	1	Gloss/Matte/Anti-slip
Flycatcher	Glass	1	Gloss/Matte/Anti-slip
Grackle	Glass	1	Gloss/Matte/Anti-slip
Great Blue Heron	Glass	1	Gloss/Matte/Anti-slip
King Fisher	Glass	1	Gloss/Matte/Anti-slip
Lark	Glass	1	Gloss/Matte/Anti-slip
Magpie	Glass	1	Gloss/Matte/Anti-slip
Oriole	Glass	1	Gloss/Matte/Anti-slip
Partridge	Glass	1	Gloss/Matte/Anti-slip
Pheasant	Glass	1	Gloss/Matte/Anti-slip
Road Runner	Glass	1	Gloss/Matte/Anti-slip
Rosy Finch	Glass	1	Gloss/Matte/Anti-slip
Snowy Owl	Glass	1	Gloss/Matte/Anti-slip
Sparrow	Glass	1	Gloss/Matte/Anti-slip
Starling	Glass	1	Gloss/Matte/Anti-slip
Warbler	Glass	1	Gloss/Matte/Anti-slip

SIZES

- Tile is not modular (i.e. sizes will not accommodate grout spacing). However, certain applications may be successful, for example, tile that is the same length in varying widths can be set together in a random installation.

FIELD TILE	SIZE (sizes are nominal)	PIECES/SF (calculated using 1/16" grout spacing)
	2 x 6	12
	3 x 6	8
	4 x 4	9
	2 x 12	6
	3 x 12	4
	4 x 12	3

MOSAIC	SIZE (sizes are nominal)	PIECES/SF (calculated using 1/16" grout spacing)
	1 x 1	152
	1 x 2	65.1
	2 x 2	35.26
	1 x 4	33.23
	2 x 4	18
	3 x 3	16

MOSAIC SHEETING LAYOUTS				
PRODUCT NAME	PATTERN	PCS/SHEET	PCS/SF	SHEETS/SF
1 x 1	Straight Set	144	152	0.94
1 x 1	Offset	144	152	0.94
1 x 2	Straight Set	72	65.1	1.11
1 x 2	Offset	72	65.1	1.11
1 x 2	Herringbone	72	65.1	1.11
1 x 4	Straight Set	36	33.23	1.08
1 x 4	Offset	36	33.23	1.08
1 x 4	Herringbone	36	33.23	1.08
2 x 2	Straight Set	36	35.26	1.02
2 x 2	Offset	36	35.26	1.02
2 x 4	Straight Set	18	18	1
2 x 4	Offset	18	18	1
2 x 4	Herringbone	16	18	0.89
3 x 3	Straight Set	16	16	1
3 x 3	Offset	16	16	1
1 x 1, 1 x 2	Pinwheel 		152	

TILE PRODUCT SIZE GUIDE

MOSAICS (NOMINAL SIZE)	MOSAICS (APPROX. SIZE)	PIECES/SF	PIECES/LF - LONG SIDE	PIECES/LF - SHORT SIDE
1 x 1	15/16" x 15/16"	135	—	—
1 x 4	15/16" x 4-3/16"	33	3	12
1 x 6	15/16" x 6"	23	2	12
2 x 2	1-15/16" x 1-15/16"	34	6	6
2" Hexagon	1-15/16" x 1-3/4"	46	—	—
Small Diamond	2-5/16" x 4"	27	—	—
FIELD TILE (NOMINAL SIZE)	FIELD TILE (APPROX. SIZE)	PIECES/SF	PIECES/LF - LONG SIDE	PIECES/LF - SHORT SIDE
2 x 4	1-15/16" x 4"	17	3	6
2 x 6	1-15/16" x 6"	11.5	2	6
2 x 8	2" x 8"	8	1.5	6
3 x 3	2-7/8" x 2-7/8"	16	4	4
3 x 6	2-13/16" x 6"	8	2	4
3 x 9	3" x 8-3/4"	5.33	1.33	4
3 x 12	3" x 12-1/4"	4	1	4
4 x 4	4-1/8" x 4-1/8"	8	3	3
4 x 8	4-1/4" x 8-1/4"	4.5	1.5	3
6 x 6	6" x 6"	4	2	2
6 x 12	6-1/4" x 12"	2	1	2
8 x 8	7-7/8" x 7-7/8"	2.25	1.5	1.5
12 x 12	12-3/16" x 14-1/8"	1	1	1
TILE SHAPES (NOMINAL SIZE)	TILE SHAPES (APPROX. SIZE)	PIECES/SF	PIECES/LF - SHORT SIDE	PIECES/LF - SHORT SIDE
3" Hexagon	2-3/4" x 3-3/16"	18	—	—
4" Hexagon	3-1/2" x 3-3/16"	12	—	—
6" Hexagon	5-3/4" x 6-5/8"	4.75	—	—
8" Hexagon	7-7/8" x 7-7/8"	2.6	—	—
12" Hexagon	12-1/2" x 12-1/2"	1.1	—	—
Elongated Diamond	4-5/8" x 6-1/4"	9	—	—
3" Triangle	2-7/8" x 2-7/8" x 4"	31	—	—
4" Triangle	4-1/8" x 4-1/8" x 5-3/16"	16	—	—
6" Triangle	6" x 6" x 8-1/2"	7.5	—	—
Hexite	6-1/16" x 7-3/32"	6.5	—	—
Star	7-5/8" x 7-5/8"	4.5	—	—
Cross	2-1/4" x 7-5/8"	8	—	—
Mini Star	5-3/4" x 5-3/4"	8	—	—
Mini Cross	5-1/2" x 1-5/8"	7	—	—
Kite	5-1/2" x 7-1/2"	7	—	—
Ogee	5-5/8" x 6-9/16"	6.5	—	—
Ogee Drop	5" x 5-1/4"	9	—	—
Paseo	4-11/16" x 5-3/8"	8.5	—	—
Wave	1" x 2-3/4" x 12"	6	—	—
Picket	3-3/16" x 9-3/4"	5.5	—	—
Scalene Triangle - Left or Right	3" x 8-5/8" x 9"	9.7	—	—
Chaine Femme	3-3/8" x 4"	19	—	—
Chaine Homme	4-1/8" x 4-1/8"	13	—	—
Cravate	3-7/8" x 6"	9	—	—

Note: Pieces per square foot includes recommended grout joint of 3/16"

TILE COLOR GUIDE

COLOR	BODY	COLOR VARIATION	FINISH	CRACKLE	POOL	ACID SENSITIVE	PREMIUM GLAZE?	KILN
Adriatic Sea	Recycled	4	Gloss w/Engobe	Low		Yes		BK
Aegean Sea	Recycled	4	Gloss w/Engobe	Medium		Yes		BK
Akoya	Recycled	2	Gloss	Low	Yes			RHK
Amalfi Coast	Recycled	4	Gloss w/Engobe	Medium				BK
Antique	Recycled	4	Satin	Low	Yes	Yes		RHK
Arboretum	Recycled	1	Non-Slip	Low	Yes			RHK
Azul	Recycled	4	Gloss w/Engobe	Low	Yes		Yes	BK
Basalt	Recycled	3	Matte	Low	Yes			RHK
Blue Velvet	Recycled	2	Matte	Low	Yes			RHK
Bora Bora	Recycled	4	Gloss w/Engobe	Medium		Yes		BK
Bryce Canyon	Recycled	3	Gloss w/Engobe	Low	Yes	Yes		RHK
Calcite	Recycled	2	Gloss w/Engobe	Low	Yes			RHK
Capitol	Recycled	1	Non-Slip	Low	Yes			RHK
Carbon	Recycled	3	Matte	Low		Yes		BK
Cardamom	Recycled	4	Gloss w/Engobe	Low		Yes		BK
Caribbean	Recycled	3	Gloss w/Engobe	Low		Yes		RHK
Caspian Sea	Recycled	3	Gloss w/Engobe	Low				BK
Chartreuse	Recycled	3	Gloss	Low	Yes			RHK
Chateau	Recycled	2	Matte w/Engobe	Low	Yes			BK
City Lights	Recycled	1	Non-Slip	Low	Yes			RHK
Clover	Recycled	3	Matte	Low		Yes		RHK
Cobblestone	Recycled	1	Non-Slip	Low	Yes			RHK
Concrete	Recycled	1	Non-Slip	Low	Yes			RHK
Crater Lake	Recycled	3	Gloss w/Engobe	Low		Yes		RHK
Cyclone	Recycled	3	Gloss w/Engobe	Low		Yes		RHK
Daffodil	Recycled	3	Gloss	Low	Yes			RHK
Daisy	Recycled	2	Matte	Low	Yes			RHK
Desert Bloom	Recycled	2	Matte w/Engobe	Low		Yes		BK
Dolomite	Recycled	2	Matte	Low	Yes			RHK
Driftwood	Recycled	2	Gloss	Low	Yes			RHK
Dusty Blue	Recycled	2	Matte	Low	Yes			RHK
Ember	Recycled	3	Matte w/Engobe	Low		Yes	Yes	BK
Eucalyptus	Recycled	4	Matte w/Engobe	Low		Yes		BK
Evergreen	Recycled	3	Gloss w/Engobe	Low		Yes		BK
Feldspar	Recycled	3	Matte	Low	Yes			RHK
Flagstone	Recycled	2	Satin	Low	Yes			RHK
Fountain	Recycled	1	Non-Slip	Low	Yes			RHK
French Linen	Recycled	2	Gloss	Low	Yes			RHK
Fronde	Recycled	4	Gloss w/Engobe	Low				BK
Frost	Recycled	2	Gloss w/Engobe	Medium		Yes		RHK
Gardenia	Recycled	2	Gloss	Low	Yes			RHK
Glacier Bay	Recycled	3	Gloss w/Engobe	Low		Yes		RHK
Gypsum	Recycled	2	Matte	Low	Yes			RHK
Halite	Recycled	2	Matte	Low	Yes			RHK
Haystack	Recycled	4	Gloss w/Engobe	Medium		Yes		BK
Huckleberry	Recycled	2	Gloss	Low	Yes			RHK
Hunter Green	Recycled	2	Matte	Low		Yes		RHK
Iron Ore	Recycled	2	Matte	Low	Yes			RHK
Ivory	Recycled	2	Matte	Low	Yes			RHK
Jade	Recycled	2	Gloss	Low	Yes			RHK
Kelp	Recycled	4	Gloss w/Engobe	Medium		Yes		BK
Koi	Recycled	3	Gloss w/Engobe	Low				BK
Lady Liberty	Recycled	1	Non-Slip	Low	Yes			RHK
Lake Tahoe	Recycled	4	Gloss w/Engobe	Low		Yes		BK
Lapis	Recycled	2	Gloss	Low	Yes			RHK
Lemon Cream	Recycled	2	Gloss	Low	Yes			RHK
Lichen	Recycled	2	Matte w/Engobe	Low		Yes		BK
Limestone	Recycled	1	Non-Slip	Low	Yes			RHK
Limon	Recycled	2	Gloss	Low	Yes			RHK
Magnetite	Recycled	2	Matte	Low	Yes			RHK

TILE COLOR GUIDE (CONTINUED)

COLOR	BODY	COLOR VARIATION	FINISH	CRACKLE	POOL	ACID SENSITIVE	PREMIUM GLAZE?	KILN
Magnolia	Recycled	3	Gloss w/Engobe	Medium		Yes		BK
Magnolia with Black Patine	Recycled	3	Gloss w/Patine	Medium		Yes		BK
Mandarin	Recycled	2	Gloss w/Engobe	Low			Yes	BK
Marina	Recycled	1	Non-Slip	Low	Yes			RHK
Merino	Recycled	X	Gloss w/Engobe	Medium				BK
Milky Way	Recycled	2	Gloss	Low	Yes			RHK
Mist	Recycled	4	Gloss w/Engobe	Medium				BK
Mist with Black Patine	Recycled	4	Gloss w/Patine	Medium				BK
Moonshine	Recycled	2	Gloss	Low	Yes			RHK
Morning Thaw	Recycled	2	Matte	Low	Yes			RHK
Mustard Seed	Recycled	2	Matte	Low		Yes		RHK
Naples Blue	Recycled	4	Gloss w/Engobe	Medium		Yes		BK
Nautical	Recycled	3	Gloss w/Engobe	Low		Yes		RHK
Navy Blue	Recycled	3	Gloss	Low		Yes		BK
Neptune	Recycled	3	Matte w/Engobe	Low		Yes		BK
Nickel	Recycled	2	Gloss	Low	Yes			RHK
Overcast	Recycled	3	Gloss w/Engobe	Low				BK
Oyster Shell	Recycled	2	Gloss	Low	Yes			RHK
Palm Tree	Recycled	4	Gloss w/Engobe	Low				BK
Peabody	Recycled	2	Gloss	Low	Yes			RHK
Peacock	Recycled	2	Matte	Low	Yes			RHK
Pewter	Recycled	3	Matte	Low		Yes		RHK
Pigeon	Recycled	1	Non-Slip	Low	Yes			RHK
Pumice	Recycled	2	Matte	Low	Yes			RHK
Pyrite	Recycled	2	Matte	Low	Yes			RHK
Quartzite	Recycled	2	Matte	Low	Yes		Yes	RHK
Rainy Day	Recycled	2	Gloss	Low	Yes			RHK
Raven	Recycled	2	Gloss	Low	Yes			RHK
Rosemary	Recycled	3	Gloss w/Engobe	Low		Yes		RHK
Salton Sea	Recycled	3	Gloss w/Engobe	Medium		Yes		RHK
Sand Dune	Recycled	4	Gloss w/Engobe	Medium	Yes			RHK
Sandstone	Recycled	3	Matte	Low	Yes			RHK
Sea Glass	Recycled	2	Matte	Low	Yes			RHK
Sea Green	Recycled	3	Gloss w/Engobe	Low	Yes			RHK
Seedling	Recycled	3	Gloss w/Engobe	Medium		Yes		BK
Shale	Recycled	2	Matte	Low	Yes			RHK
Shetland Wool	Recycled	2	Gloss	Low	Yes			RHK
Skipping Stone	Recycled	2	Gloss	Low	Yes			RHK
Skyscraper	Recycled	1	Non-Slip	Low	Yes			RHK
Slate Blue	Recycled	3	Gloss w/Engobe	Low	Yes			RHK
Sorbet	Recycled	2	Satin	Low	Yes			RHK
Spruce Gloss	Recycled	3	Gloss	Low	Yes			RHK
Steel	Recycled	1	Non-Slip	Low	Yes			RHK
Street Car	Recycled	1	Non-Slip	Low	Yes		Yes	RHK
Sunflower	Recycled	2	Satin	Low	Yes			RHK
Taxi	Recycled	1	Non-Slip	Low	Yes			RHK
Tempest	Recycled	3	Gloss w/Engobe	Medium		Yes		BK
Tidewater	Recycled	2	Matte	Low		Yes		RHK
Tiki Blue	Recycled	3	Gloss w/Engobe	Low				BK
Tomato Red	Recycled	3	Gloss	Low	Yes			RHK
Tuolumne Meadows	Recycled	3	Gloss w/Engobe	Low		Yes		RHK
Turquoise	Recycled	2	Gloss	Low	Yes	Yes		RHK
Tusk	Recycled	2	Gloss	Low	Yes			RHK
Underground	Recycled	1	Non-Slip	Low	Yes			RHK
Vintage Leather	Recycled	2	Matte	Low		Yes	Yes	RHK
Waikiki	Recycled	3	Gloss w/Engobe	Medium				BK
Wharf	Recycled	1	Non-Slip	Low	Yes			RHK
White Wash	Recycled	2	Gloss	Low	Yes			RHK
Wrought Iron	Recycled	2	Gloss	Low	Yes			RHK

SAMPLES

STOCK SAMPLES - 2 X 4 COLOR SAMPLES (TILE OR HALF SIZE BRICK)

Shipping: ships within 1–2 business days

STANDARD SAMPLES

- Made to order combine standard colors and standard sizes (i.e. "Tusk on 3 x 6"). **This could be Tile or Brick.**
- Handpainted for standard patterns and motifs are \$20.
- Ships within 1–2 weeks (use this as a lead time reference for customers). Depending on trim, assortment may take longer
- Price at per SF price (**this could be Tile or Brick**).
- Maximum order size 3 SF

CUSTOM SAMPLES

- Samples made to order that are fully custom (i.e. custom colors or sizes or something else entirely).
- Requires Custom Form and possibly Construction Card or Paint Sheet from Color-it Tool
- Should within 2-3 weeks
- See custom pricing

SWATCH BOXES

- An assortment of product lines for Trade available in Neutrals, Greens, Blues, or Brights

CHIP KITS

- Available for Tile and Brick, though we prefer to send Swatch Boxes
- 3 Options: Tile (Recycled), Tile (Recycled + Shapes), Brick

SAMPLE SHIPPING

- USPS Express - delivers in 2–3 days (USPS is used for almost all stock samples)
- UPS - delivers in 5 days (East Coast); 1 day (CA)
- Can be expedited (1–2 day service will be charged)
 - Requires approval from manager or
 - UPS number from customer

SHIPPING & PAYMENT

PAYMENT METHODS

Payment

We accept all forms of payment including check, eCheck, or credit card (Visa, Mastercard, American Express, or Discover). Because every product is custom made and we adhere to aggressive lead times, production will begin as soon as you place your order. Therefore, we will be required to collect the full balance as soon as you place your order. Because we offer the very best pricing in all situations, our pricing is based off a cash transaction, so additional credit card fees may apply.

- We are a small business and prefer check or e-check on all orders. We created *Give, You Get* to reward clients who pay by check or e-check, earning you a 0.5% refund.
- For credit card payments, a convenience fee will be applied to your order.
- If a volume discount has been applied to your order, we will only accept payment via check or eCheck. If you want to pay with a credit card, a convenience charge will be applied.
- If other terms are required please contact your salesperson directly.
- Please contact us if you wish to pay by wire

Order Modifications

Because each order is custom made, we cannot change it once it has gone into production. If you do have a change, please contact us immediately to see if we can help resolve the matter quickly. Charges may apply.

Rush Orders

If you need to expedite an order please inquire with your Design Consultant for rush pricing and production availability. For rush orders under 25 SF or less than 25 pieces of our Handpainted Tile, a \$300 Small Batch Rush Fee will be applied to your order.

Add-On Orders

In the event that you need additional tile, you will have 30 days to request an Add-On from the time you receive your original order. For orders under 25 SF a \$150 Small Batch Fee will apply.

- We require a control sample of your original tile order to begin production. We are happy to send you a return shipping label for sample submission.
- Please return the sample to the below address and reference your original order number, account name, and Fireclay Tile contact person:

Fireclay Tile Factory
521 Quarry Road
Aromas, CA 95004

- Due to the handcrafted nature of our tile, we are unable to guarantee that the color or sizing will be an exact match to your original order. However, we will do everything we can to make sure your Add-On is within range of your original order.
- Standard quoted lead times will apply to Add-On orders. If you need your Add-On order sooner than the quoted lead time, we may be able to accommodate depending on production availability. A Rush Fee will be applied.

Returns

Because every product is custom made, we cannot allow straight returns. However, if you are unhappy with your selection and it has not yet been installed, we can offer you up to 50% off a different item. Our philosophy is simple—if you are not happy with the product, we will work with you until you are.

SHIPPING

- Shipping will happen by either package service (UPS) or via LTL freight carrier.
- Shipping estimates will be quoted at the time of order and may be modified if the actual shipping cost varies upon the final shipment.
- Upon ordering, we will need a ship to address and onsite contact information (name and phone number). We cannot process your order until this information has been provided. *Please note Fireclay Tile is not responsible for any redelivery fees incurred during the shipping process or additional accessorial charges (liftgate, difficult to reach or restricted areas) not discussed at the time of order.*
- If you are local in the Bay Area, Fireclay may be the carrier who delivers your order. In these situations, we price the delivery at or below the lowest available 3rd party quote.
- Shipping charges are based on the following:
 - Weight of material
 - Destination zip code
 - Address type: Residential or Commercial
 - Liftgate: Shipping is quoted as curbside on truck unless a liftgate is requested. Additional charges may apply.
 - Difficult to reach or restricted areas
 - All commercial orders that require a pallet will be charged a fee of \$12/pallet

SHIPPING & PAYMENT (CONT.)

Redelivery

If there is a redelivery request, you will be charged the corresponding amount charged to us by the freight carrier. Similarly, residential deliveries that were previously listed as a business address will be charged a Residential Redress Fee depending on what we are billed. To avoid these fees, please make sure your shipping information is accurate and up-to-date before placing your order.

International Shipping

We will provide shipping quote for international orders. Customs duties will be paid by customer. We can provide a freight quote for Alaska, Hawaii, International, and Commercial orders once the order has been placed.

Expedited Shipping

We will inquire about the shipping company's extra charges for expedited shipment and will charge you the difference. Please note we do not profit from expedited freight fees and only charge you what is charged by the shipping company.

Split/Consolidated Shipments

Because we process so many shipments a month and each order is made to order, we are unable to split or consolidate shipments.



All Fireclay products are made to meet the most rigorous standards of craftsmanship, beauty, and durability. Order with confidence knowing that we always have your back.

TRADE PROGRAM

We've been working closely with the trade for decades to provide both residential and commercial spaces with beautiful, handcrafted tile. Our experienced Trade Experts are here to help you execute your project efficiently and flawlessly. As an industry professional, you can expect:

- Free Samples
- Volume Pricing
- Complimentary Design Services
- LEED Credits
- 360° Customization

COMMERCIAL PRICING

Many variables factor into pricing of large projects, so we customize pricing for each commercial tile project, ensuring you get the best price possible.